

COMMUNITY SOLAR POWER SUMMIT


2019 POST SHOW REPORT



BY THE NUMBERS

400+
ATTENDEES

BUYING POWER



68%

INFLUENCE BUYING DECISIONS

INDUSTRY SEGMENTS



24%
PROJECT DEVELOPER



5%
DISTRIBUTED PV



9%
FINANCE



4%
LAW/LEGAL SERVICES



7%
NON-PROFIT

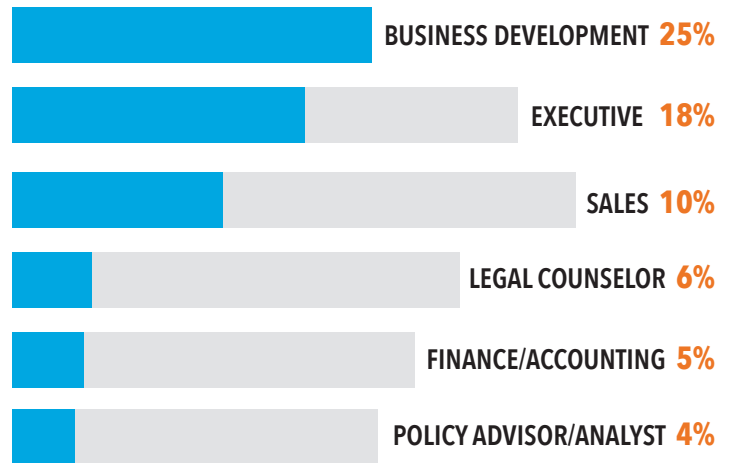


4%
CONSULTING SERVICES



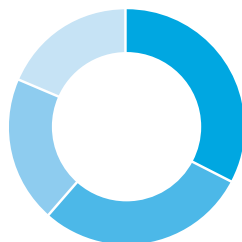
6%
IPP (INDEPENDENT POWER PRODUCERS)

JOB TITLE

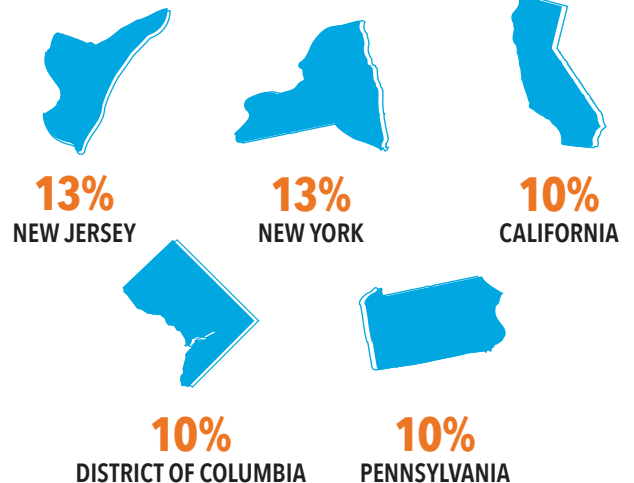


JOB LEVEL

DIRECTOR & SENIOR DIRECTOR ... **28%**
MANAGER **25%**
C-SUITE **17%**
VICE PRESIDENT **16%**

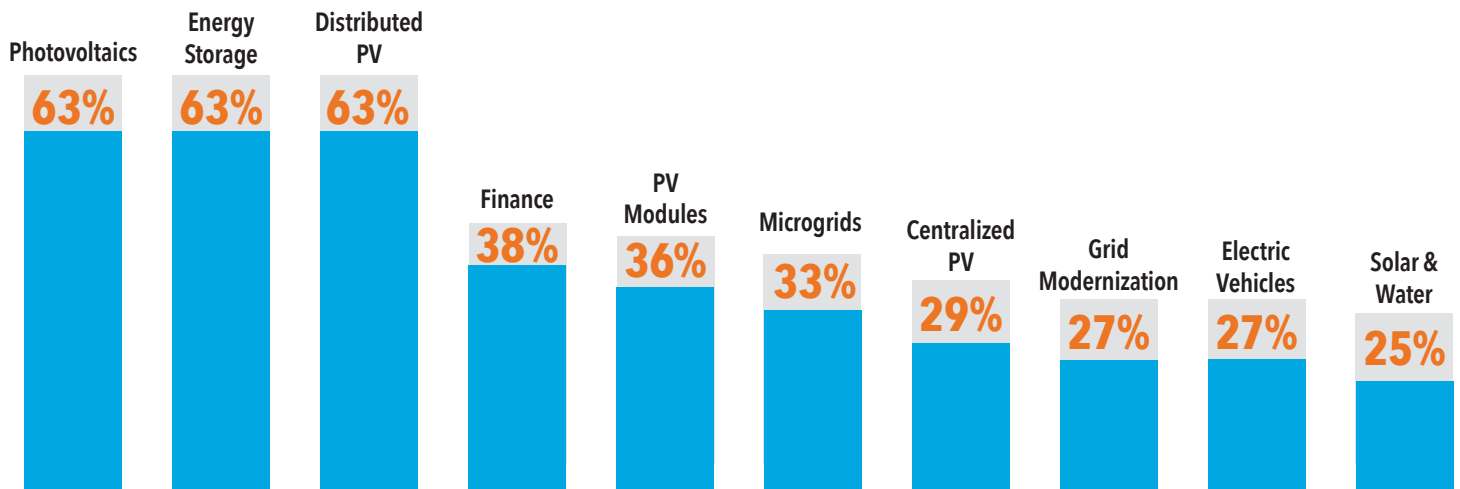


GEOGRAPHIC BREAKDOWN



2019 POST SHOW REPORT

INTERESTS



EXHIBITORS

BLUEWAVE SOLAR
CHINT POWER SYSTEMS AMERICA
COALITION FOR COMMUNITY SOLAR ACCESS (CCSA)
OMCO SOLAR
POWER 52

SMART ELECTRIC POWER ALLIANCE (SEPA)
SOLAR ENERGY INDUSTRIES ASSOCIATION (SEIA)
SWINERTON RENEWABLE ENERGY
TRC